

	APACHE	COCHISE	COCONINO	GILA	GRAHAM	GREENLEE	LA PAZ	MARICOPA	MOHAVE	NAVAJO	PIMA	PINAL	SANTA CRUZ	YAVAPAI	YUMA	TOTAL
TOTAL REGISTRATION	35,280	54,836	64,706	25,146	14,840	5,616	8,171	1,317,301	66,104	45,160	396,815	63,011	14,874	88,600	44,212	2,244,672 *
TOTAL BALLOTS CAST	19,734	33,580	39,854	18,231	9,920	3,560	4,704	825,217	42,872	26,496	270,393	38,035	8,652	61,026	29,068	1,431,342 *
PERCENT TOTAL VOTER TURNOUT	55.94	61.23	61.59	72.50	66.85	63.39	57.57	62.97	64.86	58.67	68.25	60.36	58.17	68.88	65.75	63.76 *
PRECINCTS	44	62	75	40	18	10	10	953	65	69	402	59	23	100	38	1,968
PRESIDENTIAL ELECTORS																
REPUBLICAN PARTY																
(Bob Dole, President	4,761	14,365	13,638	6,407	4,222	1,159	1,902	386,015	17,997	9,262	104,121	13,034	2,256	29,921	13,013	622,073
Jack Kemp, Vice President)																
LINDA BARBER																
MALCOLM W. BARRETT																
FRANKLIN ROY DUNTON																
PAUL ROBERT FANNIN																
DONNA FLANIGAN																
WILLIAM W. GOLDSMITH																
JACK LONDEN																
KAY VAN SANT																
DEMOCRATIC PARTY																
(Bill Clinton, President	12,394	13,782	20,475	8,577	3,938	1,755	1,964	363,991	16,629	12,912	137,983	19,579	5,241	21,801	12,267	653,288
Al Gore, Vice President)																
THOMAS "TOM" BEAN																
ANDREW S. GORDON																
ROSE MOFFORD																
SCOTT THOMAS OLSON, SR.																
DANIEL R. ORTEGA, JR.																
JEANNE M. PERPICH																
E. C. "POLLY" ROSENBAUM																
MARY V. THOMAS																

* The Totals for Registration, Ballots Cast and Voter Turnout were incorrect on the first page of the November 25, 1996 General Election canvass. The first page was amended on November 26, 1996 to show the correct numbers.

	APACHE	COCHISE	COCONINO	GILA	GRAHAM	GREENLEE	LA PAZ	MARICOPA	MOHAVE	NAVAJO	PIMA	PINAL	SANTA CRUZ	YAVAPAI	YUMA	TOTAL
MAVERICK DEMOCRATIC																
(Caroline Killeen [Write-in], President)	0	0	3	0	0	0	0	2	2	0	1	0	0	0	3	11
William F. Buckley, Jr., Vice President)																
KATIE ALLAN																
JOSEPH LARSSON																
BRIAN McINERNEY																
DON RAINWATER																
LYBRAND SMITH-MAYES																
ALISON STOUT																
SHERRI WHITAKER																
ALEC W. YOUNG																
U S TAXPAYERS PARTY																
(Howard Phillips [Write-in], President)	4	8	2	0	0	0	0	209	22	13	45	4	0	33	7	347
Vice President not designated)																
SHIRLY C BARDELLA																
KELLY JARVIS																
KENNETH C. KURTZHALZ																
WILLIAM STEWART NORTON																
JOYCE OLDFATHER																
JOEL SULLINS																
MARIE JOAN YAPPEL																
LEONARD JULIUS ZIMONT																
U.S. REPRESENTATIVE IN CONGRESS - DISTRICT NO. 1																
(REP) MATT SALMON *	---	---	---	---	---	---	---	135,634	---	---	---	---	---	---	---	135,634
(DEM) JOHN COX	---	---	---	---	---	---	---	89,738	---	---	---	---	---	---	---	89,738
U.S. REPRESENTATIVE IN CONGRESS - DISTRICT NO. 2																
(REP) JIM BUSTER	---	---	---	---	---	---	---	10,726	---	---	9,640	6	2,076	---	16,338	38,786
(DEM) ED PASTOR *	---	---	---	---	---	---	---	30,678	---	---	34,519	105	5,670	---	11,010	81,982
(LBT) ALICE BANGLE	---	---	---	---	---	---	---	1,978	---	---	2,362	4	278	---	711	5,333

* Elected

	APACHE	COCHISE	COCONINO	GILA	GRAHAM	GREENLEE	LA PAZ	MARICOPA	MOHAVE	NAVAJO	PIMA	PINAL	SANTA CRUZ	YAVAPAI	YUMA	TOTAL
U S REPRESENTATIVE IN CONGRESS - DISTRICT NO 3																
(REP) BOB STUMP *	---	---	7,770	---	---	---	2,883	99,644	25,525	204	---	---	---	39,205	---	175,231
(DEM) ALEXANDER "BIG AL" SCHNEIDER	---	---	4,395	---	---	---	1,552	49,989	14,049	485	---	---	---	17,744	---	88,214
U S REPRESENTATIVE IN CONGRESS - DISTRICT NO. 4																
(REP) JOHN SHADEGG *	---	---	---	---	---	---	---	150,486	---	---	---	---	---	---	---	150,486
(DEM) MARIA ELENA MILTON	---	---	---	---	---	---	---	74,857	---	---	---	---	---	---	---	74,857
U S REPRESENTATIVE IN CONGRESS - DISTRICT NO 5																
(REP) JIM KOLBE *	---	19,941	---	---	4,476	---	---	---	---	---	149,186	5,746	---	---	---	179,349
(DEM) MORT NELSON	---	9,803	---	---	3,419	---	---	---	---	---	51,562	2,813	---	---	---	67,597
(LBT) JOHN C ZAJAC	---	1,035	---	---	304	---	---	---	---	---	5,761	222	---	---	---	7,322
(RPA) ED FINKELSTEIN	---	1,013	---	---	397	---	---	---	---	---	4,964	256	---	---	---	6,630
U S REPRESENTATIVE IN CONGRESS - DISTRICT NO 6																
(REP) J.D. HAYWORTH *	5,779	---	8,833	7,615	118	1,447	---	76,630	---	11,066	---	9,943	---	---	---	121,431
(DEM) STEVE OWENS	12,155	---	15,244	8,706	472	1,719	---	53,063	---	12,576	---	15,022	---	---	---	118,957
(LBT) ROBERT ANDERSON	977	---	1,771	1,128	14	196	---	7,731	---	1,260	---	1,822	---	---	---	14,899
CORPORATION COMMISSIONER																
(REP) JIM IRVIN *	4,256	14,278	13,426	6,054	3,968	950	2,056	381,331	18,980	9,041	99,193	12,652	2,038	28,806	12,833	609,862
(DEM) BARBARA SHERMAN	12,305	13,768	19,109	8,746	4,219	1,858	1,840	314,531	15,140	13,105	128,224	18,802	4,525	19,984	12,035	588,191
(LBT) RAY PRICE	951	1,225	1,935	901	363	173	130	29,937	1,821	1,143	10,481	1,613	458	2,933	897	54,961
(RPA) GREG CAMPBELL	539	1,276	859	541	234	99	147	16,299	1,588	689	5,580	940	228	1,843	504	31,366
DISTRICT 1																
STATE SENATOR - DISTRICT NO. 1																
(REP) CAROL SPRINGER *	---	---	---	---	---	---	---	---	14,305	---	---	---	---	32,309	---	46,614

* Elected

	APACHE	COCHISE	COCONINO	GILA	GRAHAM	GREENLEE	LA PAZ	MARICOPA	MOHAVE	NAVAJO	PIMA	PINAL	SANTA CRUZ	YAVAPAI	YUMA	TOTAL
STATE REPRESENTATIVE DISTRICT NO. 1																
(REP) DON ALDRIDGE *	---	---	---	---	---	---	---	---	13,677	---	---	---	---	26,976	---	40,653
(REP) SUE LYNCH *	---	---	---	---	---	---	---	---	11,791	---	---	---	---	29,974	---	41,765
DISTRICT 2																
STATE SENATOR - DISTRICT NO. 2																
(REP) JOHN WETTAW *	---	---	20,628	736	---	---	---	---	10,034	318	---	---	---	6,744	---	38,460
STATE REPRESENTATIVE DISTRICT NO. 2																
(REP) JOE HART *	---	---	15,211	983	---	---	---	---	9,264	172	---	---	---	6,349	---	31,979
(REP) JOHN VERKAMP *	---	---	19,349	980	---	---	---	---	8,291	213	---	---	---	7,120	---	35,953
(LBT) SUNNY REID	---	---	4,432	201	---	---	---	---	1,697	105	---	---	---	1,845	---	8,280
(LBT) JOHN S. WILLIAMS	---	---	4,485	239	---	---	---	---	2,202	103	---	---	---	1,824	---	8,853
DISTRICT 3																
STATE SENATOR - DISTRICT NO. 3																
(REP) TOM GORDON	2,298	---	2,764	---	---	---	---	---	2,738	916	---	---	---	---	---	8,716
(DEM) JAMES HENDERSON, JR. *	11,521	---	6,640	---	---	---	---	---	2,272	5,996	---	---	---	---	---	26,429
STATE REPRESENTATIVE DISTRICT NO. 3																
(DEM) BENJAMIN HANLEY *	7,873	---	6,433	---	---	---	---	---	2,507	4,449	---	---	---	---	---	21,262
(DEM) JACK C. JACKSON *	9,117	---	4,501	---	---	---	---	---	2,709	4,389	---	---	---	---	---	20,716
DISTRICT 4																
STATE SENATOR - DISTRICT NO. 4																
(REP) DAVID CHRISTIAN FARNSWORTH	2,102	---	---	6,518	997	203	---	1	---	8,556	---	3,867	---	---	---	22,244
(DEM) JACK A. BROWN *	2,946	---	---	8,493	1,557	383	---	0	---	9,168	---	4,026	---	---	---	26,573

* Elected

	APACHE	COCHISE	COCONINO	GILA	GRAHAM	GREENLEE	LA PAZ	MARICOPA	MOHAVE	NAVAJO	PIMA	PINAL	SANTA CRUZ	YAVAPAI	YUMA	TOTAL
STATE REPRESENTATIVE DISTRICT NO 4																
(REP) DEBRA L BRIMHALL *	2,616	---	---	5,627	1,329	218	---	1	---	8,300	---	3,642	---	---	---	21,73
(REP) JAKE FLAKE *	2,772	---	---	6,260	1,272	225	---	1	---	8,830	---	3,426	---	---	---	22,78
(DEM) JANICE CHILTON	1,515	---	---	7,549	931	302	---	0	---	6,522	---	3,560	---	---	---	20,37
(DEM) LOUIS B ELLSWORTH, JR	1,552	---	---	6,305	686	247	---	0	---	6,116	---	3,219	---	---	---	18,12
(LBT) MICHAEL TRENT HAGGARD	283	---	---	854	83	30	---	0	---	1,160	---	456	---	---	---	2,86
DISTRICT 5																
STATE SENATOR - DISTRICT NO 5																
(REP) PAT CONNER *	---	---	---	---	---	---	2,663	---	43	---	---	---	---	398	17,998	21,10
(DEM) HARRY W. WARRINGTON	---	---	---	---	---	---	1,599	---	26	---	---	---	---	152	9,026	10,80
STATE REPRESENTATIVE DISTRICT NO 5																
(REP) T. O. BEACH	---	---	---	---	---	---	1,426	---	30	---	---	---	---	304	9,338	11,09
(REP) JIM CARRUTHERS *	---	---	---	---	---	---	2,170	---	41	---	---	---	---	291	13,883	16,38
(DEM) ROBERT J. "BOB" McLENDON *	---	---	---	---	---	---	2,488	---	31	---	---	---	---	221	16,280	19,02
DISTRICT 6																
STATE SENATOR - DISTRICT NO 6																
(REP) JOHN F. HUPPENTHAL *	---	---	---	---	---	---	---	46,946	---	---	---	---	---	---	---	46,94
STATE REPRESENTATIVE DISTRICT NO 6																
(REP) LORI S. DANIELS *	---	---	---	---	---	---	---	35,972	---	---	---	---	---	---	---	35,97
(REP) RICHARD KYLE *	---	---	---	---	---	---	---	34,588	---	---	---	---	---	---	---	34,58
(DEM) FRED SANTESTEBAN	---	---	---	---	---	---	---	22,750	---	---	---	---	---	---	---	22,75

* Elected

	APACHE	COCHISE	COCONINO	GILA	GRAHAM	GREENLEE	LA PAZ	MARICOPA	MOHAVE	NAVAJO	PIMA	PINAL	SANTA CRUZ	YAVAPAI	YUMA	TOTAL
DISTRICT 7																
STATE SENATOR - DISTRICT NO 7																
(DEM) PETE RIOS *	---	---	---	433	---	---	---	5,038	---	---	---	14,234	---	---	---	19,70
STATE REPRESENTATIVE DISTRICT NO 7																
(DEM) HARRY R CLARK *	---	---	---	347	---	---	---	2,912	---	---	---	13,127	---	---	---	16,38
(DEM) REBECCA RIOS *	---	---	---	439	---	---	---	4,259	---	---	---	13,569	---	---	---	18,26
DISTRICT 8																
STATE SENATOR - DISTRICT NO 8																
(DEM) GUS ARZBERGER *	---	14,317	---	---	2,875	2,048	---	---	---	---	---	---	1,651	---	---	20,89
STATE REPRESENTATIVE DISTRICT NO 8																
(REP) GAIL GRIFFIN *	---	8,711	---	---	2,835	779	---	---	---	---	---	---	793	---	---	13,11
(REP) MICHAEL D "MIKE" LUNT	---	7,119	---	---	3,045	1,023	---	---	---	---	---	---	665	---	---	11,85
(DEM) PAUL NEWMAN *	---	10,343	---	---	3,176	1,401	---	---	---	---	---	---	2,928	---	---	17,84
(DEM) AIDA ESTELLEAN WICK	---	7,716	---	---	2,097	1,160	---	---	---	---	---	---	1,883	---	---	12,85
DISTRICT 9																
STATE SENATOR - DISTRICT NO 9																
(REP) KEITH A. BEE *	---	9,942	---	---	---	---	---	---	---	---	21,347	---	976	---	---	32,26
STATE REPRESENTATIVE DISTRICT NO 9																
(REP) BILL MCGIBBON *	---	7,679	---	---	---	---	---	---	---	---	23,486	---	830	---	---	31,99
(REP) LOU-ANN M. PREBLE *	---	7,780	---	---	---	---	---	---	---	---	27,011	---	788	---	---	35,57

	APACHE	COCHISE	COCONINO	GILA	GRAHAM	GREENLEE	LA PAZ	MARICOPA	MOHAVE	NAVAJO	PIMA	PINAL	SANTA CRUZ	YAVAPAI	YUMA	TOTAL
DISTRICT 10																
STATE SENATOR - DISTRICT NO 10																
(DEM) VICTOR SOLTERO *	--	--	--	--	--	--	--	--	--	--	16,540	--	--	--	--	16,540
STATE REPRESENTATIVE DISTRICT NO. 10																
(REP) ROBERT "BOB" MOTTA	--	--	--	--	--	--	--	--	--	--	7,899	--	--	--	--	7,899
(DEM) SALLY ANN GONZALES *	--	--	--	--	--	--	--	--	--	--	15,466	--	--	--	--	15,466
(DEM) RAMON O VALADEZ *	--	--	--	--	--	--	--	--	--	--	12,468	--	--	--	--	12,468
DISTRICT 11																
STATE SENATOR - DISTRICT NO 11																
(REP) DAVID C MORALES	--	--	--	--	--	--	--	23	--	--	9,712	11	894	--	--	10,640
(DEM) ELAINE RICHARDSON *	--	--	--	--	--	--	--	57	--	--	19,647	86	1,496	--	--	21,286
(UNK) D. TAPIA (Write-in)	--	--	--	--	--	--	--	0	--	--	3	0	0	--	--	3
STATE REPRESENTATIVE DISTRICT NO. 11																
(REP) STEVE L. BENEFIELD	--	--	--	--	--	--	--	19	--	--	7,438	7	758	--	--	8,222
(REP) ORA MAE HARN	--	--	--	--	--	--	--	16	--	--	7,902	4	824	--	--	8,746
(DEM) CARMINE CARDAMONE *	--	--	--	--	--	--	--	28	--	--	15,739	66	1,062	--	--	16,895
(DEM) DEBORA NORRIS *	--	--	--	--	--	--	--	54	--	--	17,816	106	1,166	--	--	19,142
DISTRICT 12																
STATE SENATOR - DISTRICT NO. 12																
(REP) ANN DAY *	--	--	--	--	--	--	--	--	--	--	26,244	551	--	--	--	26,795

* Elected

	APACHE	COCHISE	COCONINO	GILA	GRAHAM	GREENLEE	LA PAZ	MARICOPA	MOHAVE	NAVAJO	PIMA	PINAL	SANTA CRUZ	YAVAPAI	YUMA	TOTAL
STATE REPRESENTATIVE DISTRICT NO 12																
(REP) FREDDY HERSHBERGER *	---	---	---	---	---	---	---	---	---	---	34,768	620	---	---	---	35,388
(REP) DAN SCHOTTEL *	---	---	---	---	---	---	---	---	---	---	28,125	481	---	---	---	28,606
(DEM) MARK OSTERLOH	---	---	---	---	---	---	---	---	---	---	25,483	469	---	---	---	25,952
DISTRICT 13																
STATE SENATOR - DISTRICT NO 13																
(REP) DAVID W TURNER	---	---	---	---	---	---	---	---	---	---	20,139	---	---	---	---	20,139
(DEM) GEORGE CUNNINGHAM *	---	---	---	---	---	---	---	---	---	---	28,849	---	---	---	---	28,849
STATE REPRESENTATIVE DISTRICT NO 13																
(REP) SCOTT D KIRTLEY	---	---	---	---	---	---	---	---	---	---	21,207	---	---	---	---	21,207
(REP) D "SHANE" WIKFORS	---	---	---	---	---	---	---	---	---	---	18,876	---	---	---	---	18,876
(DEM) BRIAN FAGIN *	---	---	---	---	---	---	---	---	---	---	23,184	---	---	---	---	23,184
(DEM) ANDY NICHOLS *	---	---	---	---	---	---	---	---	---	---	27,571	---	---	---	---	27,571
DISTRICT 14																
STATE SENATOR - DISTRICT NO 14																
(REP) JAMES C KISNER	---	---	---	---	---	---	---	---	---	---	14,962	---	---	---	---	14,962
(DEM) RUTH SOLOMON *	---	---	---	---	---	---	---	---	---	---	25,750	---	---	---	---	25,750
STATE REPRESENTATIVE DISTRICT NO 14																
(REP) SHARON COLLINS	---	---	---	---	---	---	---	---	---	---	17,986	---	---	---	---	17,986
(REP) CHARLES H "CHUCK" JOSEPHSON	---	---	---	---	---	---	---	---	---	---	14,882	---	---	---	---	14,882
(DEM) HERSCHELLA HORTON *	---	---	---	---	---	---	---	---	---	---	20,567	---	---	---	---	20,567
(DEM) MARION L. PICKENS *	---	---	---	---	---	---	---	---	---	---	20,569	---	---	---	---	20,569

* Elected

	APACHE	COCHISE	COCONINO	GILA	GRAHAM	GREENLEE	LA PAZ	MARICOPA	MOHAVE	NAVAJO	PIMA	PINAL	SANTA CRUZ	YAVAPAI	YUMA	TOTAL
DISTRICT 15																
STATE SENATOR - DISTRICT NO 15																
(REP) EDWARD J CIRILLO *	---	---	---	---	---	---	---	31,397	---	---	---	444	---	---	---	31,841
(DEM) J C GALAVIZ	---	---	---	---	---	---	---	18,808	---	---	---	487	---	---	---	19,295
STATE REPRESENTATIVE DISTRICT NO 15																
(REP) NED KING *	---	---	---	---	---	---	---	28,007	---	---	---	361	---	---	---	28,368
(REP) JERRY OVERTON *	---	---	---	---	---	---	---	29,986	---	---	---	444	---	---	---	30,430
(DEM) SEYMOUR CUKER	---	---	---	---	---	---	---	19,505	---	---	---	483	---	---	---	19,988
DISTRICT 16																
STATE SENATOR - DISTRICT NO 16																
(REP) JOHN KAITES *	---	---	---	---	---	---	---	24,515	---	---	---	---	---	---	---	24,515
(DEM) DOROTHY C "HANKINS" SCHULTZ	---	---	---	---	---	---	---	16,501	---	---	---	---	---	---	---	16,501
STATE REPRESENTATIVE DISTRICT NO 16																
(REP) LINDA GRAY *	---	---	---	---	---	---	---	22,989	---	---	---	---	---	---	---	22,989
(REP) JIM WEIERS *	---	---	---	---	---	---	---	20,525	---	---	---	---	---	---	---	20,525
(DEM) ROBIN SCHNEIDER	---	---	---	---	---	---	---	18,439	---	---	---	---	---	---	---	18,439
DISTRICT 17																
STATE SENATOR - DISTRICT NO. 17																
(REP) BRENDA BURNS *	---	---	---	---	---	---	---	36,378	---	---	---	---	---	---	---	36,378
STATE REPRESENTATIVE DISTRICT NO. 17																
(REP) ROBERT "BOB" BURNS *	---	---	---	---	---	---	---	29,369	---	---	---	---	---	---	---	29,369
(REP) JEAN McGRATH *	---	---	---	---	---	---	---	27,428	---	---	---	---	---	---	---	27,428

* Elected

	APACHE	COCHISE	COCONINO	GILA	GRAHAM	GREENLEE	LA PAZ	MARICOPA	MOHAVE	NAVAJO	PIMA	PINAL	SANTA CRUZ	YAVAPAI	YUMA	TOTAL
DISTRICT 18																
STATE SENATOR - DISTRICT NO 18																
(REP) MARC SPITZER *	---	---	---	---	---	---	---	28,352	---	---	---	---	---	---	---	28,352
(DEM) DON PETERS	---	---	---	---	---	---	---	14,870	---	---	---	---	---	---	---	14,870
(LBT) DONNA HANCOCK	---	---	---	---	---	---	---	2,891	---	---	---	---	---	---	---	2,891
STATE REPRESENTATIVE DISTRICT NO 18																
(REP) SUSAN GERARD *	---	---	---	---	---	---	---	28,591	---	---	---	---	---	---	---	28,591
(REP) BARRY WONG *	---	---	---	---	---	---	---	26,684	---	---	---	---	---	---	---	26,684
(DEM) RAY VILLA	---	---	---	---	---	---	---	15,083	---	---	---	---	---	---	---	15,083
(LBT) ERNEST HANCOCK	---	---	---	---	---	---	---	3,545	---	---	---	---	---	---	---	3,545
(NLP) TED GOLDSTEIN	---	---	---	---	---	---	---	1,116	---	---	---	---	---	---	---	1,116
DISTRICT 19																
STATE SENATOR - DISTRICT NO 19																
(REP) SCOTT BUNDGAARD *	---	---	---	---	---	---	---	36,200	---	---	---	---	---	---	---	36,200
(DEM) GERARD E. "JERRY" GOWER	---	---	---	---	---	---	---	20,015	---	---	---	---	---	---	---	20,015
STATE REPRESENTATIVE DISTRICT NO 19																
(REP) DAVID L. EBERHART *	---	---	---	---	---	---	---	35,240	---	---	---	---	---	---	---	35,240
(REP) ROBERTA VOSS *	---	---	---	---	---	---	---	36,008	---	---	---	---	---	---	---	36,008
(LBT) JOE SUSNJARA	---	---	---	---	---	---	---	8,011	---	---	---	---	---	---	---	8,011
DISTRICT 20																
STATE SENATOR - DISTRICT NO. 20																
(REP) DEANNA SPARKS	---	---	---	---	---	---	---	9,401	---	---	---	---	---	---	---	9,401
(DEM) MARY HARTLEY *	---	---	---	---	---	---	---	15,301	---	---	---	---	---	---	---	15,301
(LBT) RICHARD LEE DUNCAN	---	---	---	---	---	---	---	1,352	---	---	---	---	---	---	---	1,352

* Elected

	APACHE	COCHISE	COCONINO	GILA	GRAHAM	GREENLEE	LA PAZ	MARICOPA	MOHAVE	NAVAJO	PIMA	PINAL	SANTA CRUZ	YAVAPAI	YUMA	TOTAL
STATE REPRESENTATIVE DISTRICT NO 20																
(REP) ROBERT NEIL BLENDU	---	---	---	---	---	---	---	9,941	---	---	---	---	---	---	---	9,941
(REP) JULES DEMBINSKI	---	---	---	---	---	---	---	8,814	---	---	---	---	---	---	---	8,814
(DEM) KATHI FOSTER *	---	---	---	---	---	---	---	13,385	---	---	---	---	---	---	---	13,385
(DEM) ELISE SALINGER *	---	---	---	---	---	---	---	11,594	---	---	---	---	---	---	---	11,594
(LBT) JOHN P. WILDE	---	---	---	---	---	---	---	1,446	---	---	---	---	---	---	---	1,446
DISTRICT 21																
STATE SENATOR - DISTRICT NO. 21																
(REP) RUSSELL "RUSTY" BOWERS *	---	---	---	---	---	---	---	32,580	---	---	---	743	---	---	---	33,323
(LBT) SCOTT GRAINGER	---	---	---	---	---	---	---	10,584	---	---	---	448	---	---	---	11,032
STATE REPRESENTATIVE DISTRICT NO 21																
(REP) DEAN COOLEY *	---	---	---	---	---	---	---	24,983	---	---	---	504	---	---	---	25,487
(REP) MARILYN JARRETT *	---	---	---	---	---	---	---	27,364	---	---	---	565	---	---	---	27,929
(DEM) JOAN FITZ-RANDOLPH	---	---	---	---	---	---	---	19,031	---	---	---	688	---	---	---	19,719
(LBT) SCOTT GRAINGER	---	---	---	---	---	---	---	6,338	---	---	---	286	---	---	---	6,624
DISTRICT 22																
STATE SENATOR - DISTRICT NO 22																
(DEM) JOE EDDIE LOPEZ *	---	---	---	---	---	---	---	12,934	---	---	---	---	---	---	---	12,934
STATE REPRESENTATIVE DISTRICT NO. 22																
(REP) JOHN ATKINS	---	---	---	---	---	---	---	3,884	---	---	---	---	---	---	---	3,884
(REP) CAROLINE CORONADO	---	---	---	---	---	---	---	4,402	---	---	---	---	---	---	---	4,402
(DEM) ART HAMILTON *	---	---	---	---	---	---	---	10,367	---	---	---	---	---	---	---	10,367
(DEM) JOHN A. LOREDO *	---	---	---	---	---	---	---	7,853	---	---	---	---	---	---	---	7,853

* Elected

	APACHE	COCHISE	COCONINO	GILA	GRAHAM	GREENLEE	LA PAZ	MARICOPA	MOHAVE	NAVAJO	PIMA	PINAL	SANTA CRUZ	YAVAPAI	YUMA	TOTAL
DISTRICT 23																
STATE SENATOR - DISTRICT NO 23																
(REP) WILLIAM "WINK" WIESS	---	---	---	---	---	---	---	3,517	---	---	---	---	---	---	---	3,517
(DEM) SANDRA KENNEDY *	---	---	---	---	---	---	---	13,591	---	---	---	---	---	---	---	13,591
(UNK) BRADLEY CASHMAN (Write-in)	---	---	---	---	---	---	---	0	---	---	---	---	---	---	---	0
STATE REPRESENTATIVE DISTRICT NO 23																
(DEM) LINDA AGUIRRE *	---	---	---	---	---	---	---	11,387	---	---	---	---	---	---	---	11,387
(DEM) DAVID ARMSTEAD *	---	---	---	---	---	---	---	9,610	---	---	---	---	---	---	---	9,610
DISTRICT 24																
STATE SENATOR - DISTRICT NO 24																
(REP) SUE GRACE *	---	---	---	---	---	---	---	32,111	---	---	---	---	---	---	---	32,111
(DEM) ERIC EHST	---	---	---	---	---	---	---	15,659	---	---	---	---	---	---	---	15,659
(LBT) GARY FALLON	---	---	---	---	---	---	---	3,931	---	---	---	---	---	---	---	3,931
STATE REPRESENTATIVE DISTRICT NO. 24																
(REP) TOM HORNE *	---	---	---	---	---	---	---	27,847	---	---	---	---	---	---	---	27,847
(REP) BARBARA LEFF *	---	---	---	---	---	---	---	27,116	---	---	---	---	---	---	---	27,116
(DEM) CHRIS ALTER	---	---	---	---	---	---	---	14,061	---	---	---	---	---	---	---	14,061
(DEM) LYNNE SISSON	---	---	---	---	---	---	---	16,174	---	---	---	---	---	---	---	16,174
(LBT) JIM HAMILTON	---	---	---	---	---	---	---	3,801	---	---	---	---	---	---	---	3,801

* Elected

	APACHE	COCHISE	COCONINO	GILA	GRAHAM	GREENLEE	LA PAZ	MARICOPA	MOHAVE	NAVAJO	PIMA	PINAL	SANTA CRUZ	YAVAPAI	YUMA	TOTAL
DISTRICT 25																
STATE SENATOR - DISTRICT NO 25																
(REP) STEVE MAY	---	---	---	---	---	---	---	13,751	---	---	---	---	---	---	---	13,751
(DEM) CHRIS CUMMISKEY *	---	---	---	---	---	---	---	21,543	---	---	---	---	---	---	---	21,543
(LBT) JOHN WILLIAMS	---	---	---	---	---	---	---	1,631	---	---	---	---	---	---	---	1,631
STATE REPRESENTATIVE DISTRICT NO 25																
(REP) HENRY THOME	---	---	---	---	---	---	---	11,148	---	---	---	---	---	---	---	11,148
(REP) ROBERT UPDIKE	---	---	---	---	---	---	---	14,508	---	---	---	---	---	---	---	14,508
(DEM) KEN CHEUVRONT *	---	---	---	---	---	---	---	18,777	---	---	---	---	---	---	---	18,777
(DEM) CHRISTINE WEASON *	---	---	---	---	---	---	---	17,152	---	---	---	---	---	---	---	17,152
(LBT) KENT B VAN CLEAVE	---	---	---	---	---	---	---	2,114	---	---	---	---	---	---	---	2,114
DISTRICT 26																
STATE SENATOR - DISTRICT NO 26																
(REP) TOM PATTERSON *	---	---	---	---	---	---	---	32,081	---	---	---	---	---	---	---	32,081
(DEM) BODO DIEHN	---	---	---	---	---	---	---	17,775	---	---	---	---	---	---	---	17,775
STATE REPRESENTATIVE DISTRICT NO 26																
(REP) ROBIN SHAW *	---	---	---	---	---	---	---	28,985	---	---	---	---	---	---	---	28,985
(REP) TOM SMITH *	---	---	---	---	---	---	---	27,166	---	---	---	---	---	---	---	27,166
(DEM) KAREN HOFMEISTER	---	---	---	---	---	---	---	19,461	---	---	---	---	---	---	---	19,461
(DEM) BILLY WRYE	---	---	---	---	---	---	---	14,881	---	---	---	---	---	---	---	14,881
DISTRICT 27																
STATE SENATOR - DISTRICT NO. 27																
(REP) GARY RICHARDSON *	---	---	---	---	---	---	---	28,065	---	---	---	---	---	---	---	28,065
(DEM) PAUL VALACH	---	---	---	---	---	---	---	19,710	---	---	---	---	---	---	---	19,710

* Elected

	APACHE	COCHISE	COCONINO	GILA	GRAHAM	GREENLEE	LA PAZ	MARICOPA	MOHAVE	NAVAJO	PIMA	PINAL	SANTA CRUZ	YAVAPAI	YUMA	TOTAL
STATE REPRESENTATIVE DISTRICT NO. 27																
(REP) MIKE GARDNER *	---	---	---	---	---	---	---	24,039	---	---	---	---	---	---	---	24,039
(REP) LAURA KNAPEREK *	---	---	---	---	---	---	---	26,852	---	---	---	---	---	---	---	26,852
(DEM) TOM HEAD	---	---	---	---	---	---	---	19,897	---	---	---	---	---	---	---	19,897
(NLP) ELIZABETH C. LESSARD	---	---	---	---	---	---	---	4,072	---	---	---	---	---	---	---	4,072
DISTRICT 28																
STATE SENATOR - DISTRICT NO. 28																
(REP) RANDALL GNANT *	---	---	---	---	---	---	---	58,145	---	---	---	---	---	526	---	58,671
STATE REPRESENTATIVE DISTRICT NO. 28																
(REP) CAROLYN S. ALLEN *	---	---	---	---	---	---	---	53,204	---	---	---	---	---	535	---	53,739
(REP) WES MARSH *	---	---	---	---	---	---	---	42,849	---	---	---	---	---	408	---	43,257
DISTRICT 29																
STATE SENATOR - DISTRICT NO. 29																
(REP) DAVID A. PETERSEN *	---	---	---	---	---	---	---	24,440	---	---	---	---	---	---	---	24,440
STATE REPRESENTATIVE DISTRICT NO. 29																
(REP) MARK ANDERSON *	---	---	---	---	---	---	---	21,598	---	---	---	---	---	---	---	21,598
(REP) PAUL MORTENSEN *	---	---	---	---	---	---	---	18,612	---	---	---	---	---	---	---	18,612
DISTRICT 30																
STATE SENATOR - DISTRICT NO. 30																
(REP) TOM FREESTONE *	---	---	---	---	---	---	---	40,622	---	---	---	---	---	---	---	40,622
(DEM) PAUL BRANDO	---	---	---	---	---	---	---	17,963	---	---	---	---	---	---	---	17,963

* Elected

	APACHE	COCHISE	COCONINO	GILA	GRAHAM	GREENLEE	LA PAZ	MARICOPA	MOHAVE	NAVAJO	PIMA	PINAL	SANTA CRUZ	YAVAPAI	YUMA	TOTAL
STATE REPRESENTATIVE DISTRICT NO. 30																
(REP) JEFF GROSCOST *	---	---	---	---	---	---	---	28,636	---	---	---	---	---	---	---	28,636
(REP) KAREN S. JOHNSON *	---	---	---	---	---	---	---	35,817	---	---	---	---	---	---	---	35,817
(DEM) EILEEN FELLNER	---	---	---	---	---	---	---	23,780	---	---	---	---	---	---	---	23,780
JUSTICES OF THE SUPREME COURT																
STANLEY G. FELDMAN																
Be retained YES	12,079	19,235	22,547	9,399	5,346	2,010	2,579	377,821	21,761	15,112	155,664	21,705	4,670	32,893	17,223	720,044
Be retained NO	4,474	5,987	6,390	3,573	1,951	575	898	141,036	7,825	5,175	46,351	6,648	1,437	10,032	4,652	247,004
JAMES MOELLER																
Be retained YES	10,505	17,948	20,744	8,769	5,088	1,794	2,416	355,783	20,400	13,566	154,020	19,196	4,077	30,189	15,657	680,150
Be retained NO	4,569	5,578	6,262	3,418	1,853	576	843	131,797	7,306	5,209	38,916	6,340	1,347	9,116	4,368	227,496
JUDGE OF THE COURT OF APPEALS, DIV. 1, Non-Maricopa																
SHELDON H. WEISBERG																
Be retained YES	11,956	---	22,189	---	---	---	2,663	---	22,077	14,929	---	---	---	31,779	16,440	122,033
Be retained NO	4,273	---	5,981	---	---	---	847	---	7,257	4,815	---	---	---	9,221	4,272	36,666
JUDGES OF THE COURT OF APPEALS, DIV. 1, Maricopa																
NOEL FIDEL																
Be retained YES	---	---	---	---	---	---	---	317,362	---	---	---	---	---	---	---	317,362
Be retained NO	---	---	---	---	---	---	---	138,462	---	---	---	---	---	---	---	138,462
RUDOLPH J. GERBER																
Be retained YES	---	---	---	---	---	---	---	309,088	---	---	---	---	---	---	---	309,088
Be retained NO	---	---	---	---	---	---	---	141,148	---	---	---	---	---	---	---	141,148
SARAH D. GRANT																
Be retained YES	---	---	---	---	---	---	---	336,565	---	---	---	---	---	---	---	336,565
Be retained NO	---	---	---	---	---	---	---	131,170	---	---	---	---	---	---	---	131,170


	APACHE	COCHISE	COCONINO	GILA	GRAHAM	GREENLEE	LA PAZ	MARICOPA	MOHAVE	NAVAJO	PIMA	PINAL	SANTA CRUZ	YAVAPAI	YUMA	TOTAL
THOMAS C. KLEINSCHMIDT																
Be retained YES	---	---	---	---	---	---	---	317,795	---	---	---	---	---	---	---	317,795
Be retained NO	---	---	---	---	---	---	---	135,314	---	---	---	---	---	---	---	135,314
E. G. NOYES, JR.																
Be retained YES	---	---	---	---	---	---	---	316,402	---	---	---	---	---	---	---	316,402
Be retained NO	---	---	---	---	---	---	---	135,567	---	---	---	---	---	---	---	135,567
PROPOSITION 100																
HCR 2003	A CONCURRENT RESOLUTION PROPOSING AN AMENDMENT TO THE CONSTITUTION OF ARIZONA, AMENDING ARTICLE IV, PART 1, SECTION 1 AND ARTICLE IX, SECTION 22, CONSTITUTION OF ARIZONA, RELATING TO EFFECTIVE DATES OF LEGISLATIVE ENACTMENTS															
YES	9,247	10,208	14,294	5,870	2,974	1,015	1,305	329,700	12,184	9,860	79,195	12,588	2,505	20,199	9,306	520,450
NO	8,556	20,355	21,295	10,474	5,684	2,062	2,774	397,714	25,132	14,199	168,187	21,638	4,669	34,003	15,403	752,145
PROPOSITION 101																
HCR 2003	A CONCURRENT RESOLUTION PROPOSING AN AMENDMENT TO THE CONSTITUTION OF ARIZONA, AMENDING ARTICLE IX, SECTION 2, CONSTITUTION OF ARIZONA, RELATING TO PROPERTY TAX EXEMPTIONS															
YES	10,011	16,629	19,334	7,978	4,149	1,496	2,067	381,126	18,184	12,928	129,670	15,930	3,840	29,835	11,054	664,231
NO	7,772	14,102	16,553	8,426	4,515	1,585	2,054	359,510	19,380	11,259	119,701	18,406	3,371	24,831	13,849	625,314
PROPOSITION 102																
AN INITIATIVE MEASURE	PROPOSING AN AMENDMENT TO THE CONSTITUTION OF ARIZONA, AMENDING ARTICLE IV, PART 2, CONSTITUTION OF ARIZONA, BY ADDING SECTION 22; REPEALING ARTICLE VI, SECTION 15, CONSTITUTION OF ARIZONA, AND AMENDING ARTICLE VI, CONSTITUTION OF ARIZONA, BY ADDING A NEW SECTION 15, RELATING TO THE JUDICIAL DEPARTMENT IN JUVENILE PROCEEDINGS															
YES	11,981	19,154	22,035	10,434	5,730	2,007	2,672	502,658	26,887	14,885	146,216	22,364	4,198	35,426	18,275	844,922
NO	6,078	12,133	15,350	6,366	3,235	1,176	1,560	273,041	11,866	9,744	111,572	12,994	3,295	20,821	7,489	496,720
PROPOSITION 200																
AN INITIATIVE MEASURE	AMENDING TITLE 13, TITLE 41, AND TITLE 42, OF THE ARIZONA REVISED STATUTES, AMENDING TITLE 41, CHAPTER 11, BY ADDING SECTION 41-1604.16, RELATING TO ESTABLISHMENT OF THE ARIZONA PARENTS COMMISSION ON DRUG EDUCATION AND PREVENTION, AMENDING TITLE 41, CHAPTER 11, BY ADDING SECTION 41-1604.14, RELATING TO PERSONS NOT ELIGIBLE FOR PAROLE, AMENDING TITLE 13, CHAPTER 13, BY AMENDING SECTION 13-3412 AND ADDING SECTION 13-3412.01, RELATING TO PERMISSIBLE USE OF CONTROLLED SUBSTANCES BY SERIOUSLY ILL OR TERMINALLY ILL PATIENTS, AMENDING TITLE 41, CHAPTER 11, BY ADDING SECTION 41-1604.15 AND AMENDING TITLE 31, CHAPTER 3, BY ADDING SECTION 31-411.01, RELATING TO PAROLE FOR PERSONS CONVICTED OF PERSONAL POSSESSION OR USE OF CONTROLLED SUBSTANCES, AMENDING TITLE 13, CHAPTER 9, BY ADDING SECTION 13-901.01, RELATING TO PROBATION FOR PERSONS CONVICTED OF PERSONAL POSSESSION OR USE OF CONTROLLED SUBSTANCES AND BY ADDING SECTION 13-901.02, RELATING TO THE ESTABLISHMENT OF THE DRUG TREATMENT AND EDUCATION FUND, AND AMENDING TITLE 42, CHAPTER 12, BY ADDING SECTION 42-1204.01, RELATING TO LUXURY PRIVILEGE TAXES, AND PROVIDING FOR SEVERABILITY.															
YES	12,520	20,998	26,605	10,984	5,348	1,964	2,791	486,481	26,870	15,408	179,648	22,803	4,870	37,918	17,027	872,235
NO	5,368	9,954	10,199	5,471	3,471	1,160	1,368	285,131	11,112	8,881	79,359	11,969	2,392	17,463	8,036	461,332

	APACHE	COCHISE	COCONINO	GILA	GRAHAM	GREENLEE	LA PAZ	MARICOPA	MOHAVE	NAVAJO	PIMA	PINAL	SANTA CRUZ	YAVAPAI	YUMA	TOTAL
PROPOSITION 201																
AN INITIATIVE MEASURE																
	AN ACT AMENDING TITLE 5, CHAPTER 6, ARTICLE 1, ARIZONA REVISED STATUTES, BY ADDING SECTION 5-601 01, RELATING TO TRIBAL-STATE GAMING COMPACTS															
YES	11,476	21,241	22,573	10,826	4,621	1,944	2,608	479,471	24,475	14,206	184,945	24,636	5,102	35,344	15,435	858,903
NO	6,625	9,917	14,287	6,007	4,303	1,257	1,579	298,928	13,935	10,449	73,402	10,731	2,290	20,710	10,134	484,554
PROPOSITION 203																
AN INITIATIVE MEASURE																
	AN ACT AMENDING SECTIONS 5-522 AND 36-274, ARIZONA REVISED STATUTES, RELATING TO STATE LOTTERY FUNDS, AMENDING TITLE 36 CHAPTER 29, ARTICLE 1, ARIZONA REVISED STATUTES, BY CONDITIONALLY ADDING SECTION 36-2901 01, RELATING TO ELIGIBILITY FOR AHCCCS BENEFITS															
YES	13,379	22,113	27,429	11,605	5,734	2,130	2,749	525,365	25,774	17,284	201,224	24,804	5,495	39,633	15,870	940,588
NO	4,237	8,457	8,989	4,770	2,901	969	1,347	225,014	11,674	6,795	54,797	9,593	1,751	15,070	9,184	365,548
PROPOSITION 300																
	RECOMMENDATIONS OF THE COMMISSION ON SALARIES FOR ELECTED STATE OFFICERS AS TO LEGISLATIVE SALARIES HAVE BEEN CERTIFIED TO THE SECRETARY OF STATE AND ARE HEREBY SUBMITTED TO THE QUALIFIED ELECTORS FOR THEIR APPROVAL OR REJECTION															
YES	8,001	14,943	16,843	7,193	3,179	1,125	1,610	374,718	14,536	10,554	144,789	14,364	3,317	25,817	9,252	650,241
NO	9,652	15,935	19,885	9,301	5,576	2,018	2,555	401,846	23,414	13,644	111,504	20,204	3,957	29,327	16,140	684,958

NOVEMBER 5, 1996 GENERAL ELECTION OFFICIAL CANVASS CERTIFICATION


I, ANNE L. LYNCH, Acting Secretary of State, State of Arizona, do hereby certify that the foregoing table is a true, correct, and complete tabulation of the votes cast at the General Election held in the State of Arizona on November 5, 1996, showing the name of each person voted for, for a Federal or State office in said election, and the number of votes received by each person in said election, as shown by the tabulations received from the Boards of Supervisors of each county in the State of Arizona.

IN WITNESS WHEREOF, I have hereunto set my hand and affixed the Great Seal of the State of Arizona, this 25th day of November, 1996, at the Capitol in Phoenix.




ANNE L. LYNCH, Acting Secretary of State

A R S Section 16-648 requires that this canvass be conducted in the presence of the Governor and the Attorney General whose affirming signatures follow.



JANE DEE HULL, Acting Governor



GRANT WOODS, Attorney General

